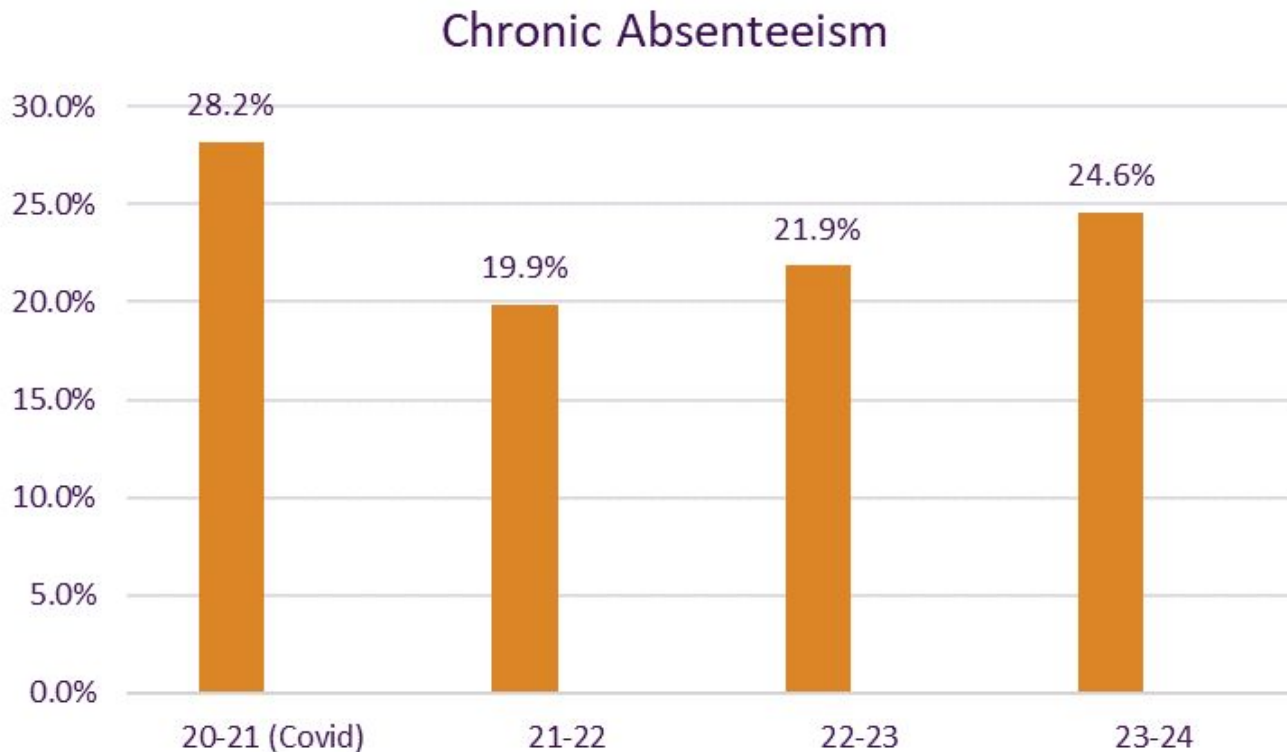


# Attendance: Need to Raise the Bar



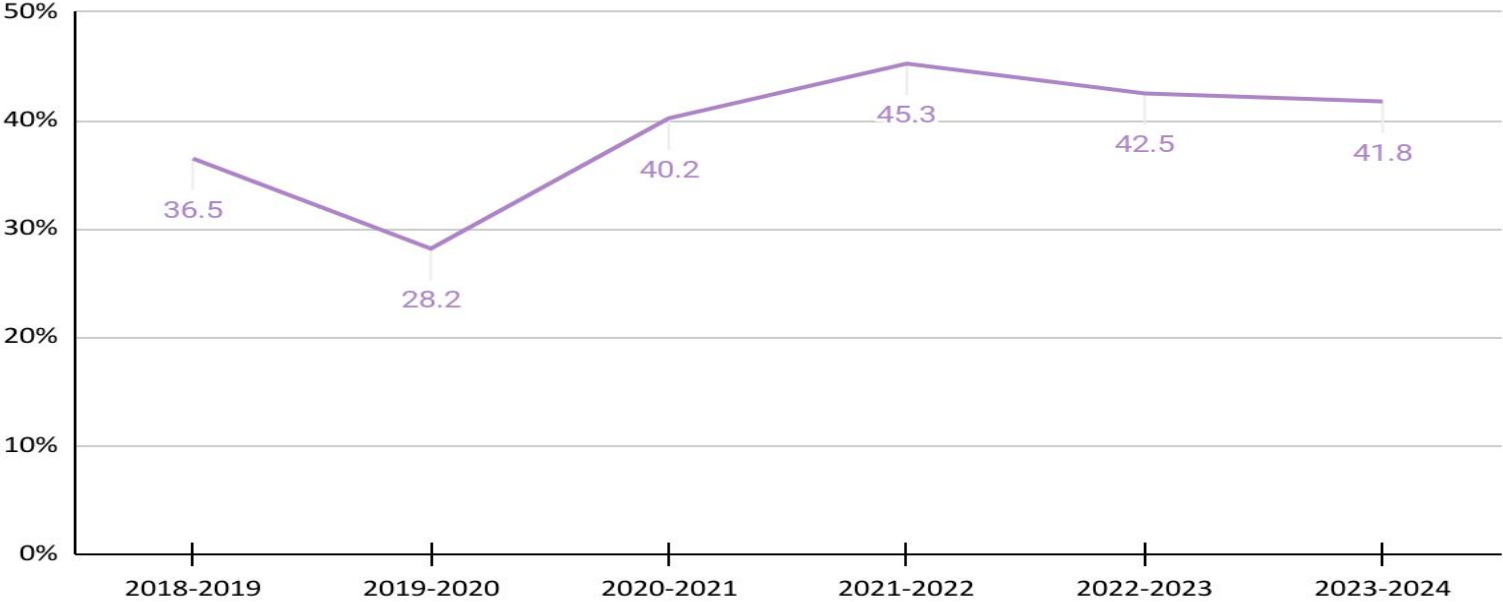
LAFEPA | SPRING 2025

# Chronic Absenteeism KPI



# Statewide Truancy Trend

Truancy Rate Trend 2018-2019 through 2023-2024



# Activities to Date

- CWA Liaison
- Monthly CWA webinars
- Annual CWA Summit
- Louisiana Attendance Alliance
- Dropout Early Warning Systems
- Ninth Grade Academy
- Instituted national best practices
  - Attendance Awards
  - Attendance Proclamation
- Attendance Works eLearning
- Developed comprehensive guidance for school-level best practices
- Piloted training staff at Baker High on how to implement guidance
- Developed training modules to scale the training statewide
- STAR Task Force



# LDOE Attendance Pilot School

## Objectives:

- Build capacity in school and district to provide evidence-based tiered attendance interventions systematically and with fidelity.
- Build capacity in families to assist in building community and positive attendance culture.

## Key Actions:

- Conducted comprehensive needs assessment.
- Created school-specific resources targeted to areas of need.
- Developed community partnerships to support student engagement.



# Change in Data - LDOE Attendance Pilot School

	Site	Truancy Rate	Chronic Absence Rate
2022-2023	Pilot School	81%	48%
2023-2024	Pilot School	75%	36%

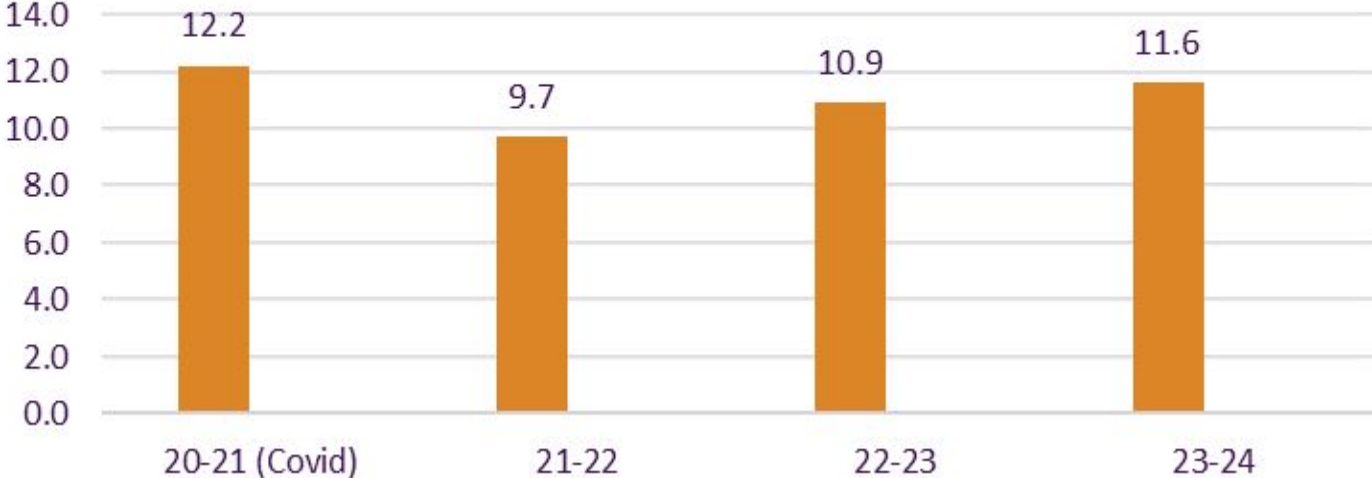


# STAR Task Force



# Number of Days Absent KPI

Average Number of Days Absent





# STAR Task Force

The STAR Task Force, with multiple state agency representatives and other critical stakeholders, was established by the LDOE in the summer of 2022. The STAR Task Force has worked to address the following:

- Analyze statewide and system-level attendance and truancy data.
- Understand and provide solutions for the top two or three attendance and truancy critical barriers.
- Establish multi-state agency coordination opportunities to improve structural changes to support attendance and truancy recovery initiatives.
- Research other SEA and LEA chronic absenteeism data and initiatives.
- Create a strategic plan with recommendations to address the current attendance and truancy crisis.
- Establish measurable STAR Task Force goals/key performance indicators to progress monitor and report quarterly.



# 2024 STAR Task Force Topics

- Attendance data
- Attendance teams
- Multi-tiered Systems of Support
- Parent notes
- Data systems
- Career exploration
- Project Truancy



# 2024 Recommendations


- Require schools to utilize an existing team to monitor and analyze attendance data.
- Keep definition of truancy in statute but create a discretionary referral process to most efficiently utilize the resources of the justice system.
- Adopt a formal definition of chronic absenteeism as students who are enrolled for at least 10 days and are absent 10% or more of days enrolled; students are counted once at each level.
- Identify ways to make past attendance history available to the receiving school system.
- Create model program guidance on reducing truancy in conjunction with juvenile court judges.
- Limit number of days that can be excused by a parent note to 5 per year.
- Create a standardized paper and digital form for parent notes.
- Require and improve delivery of career exploration and extracurricular activities in elementary and middle schools.



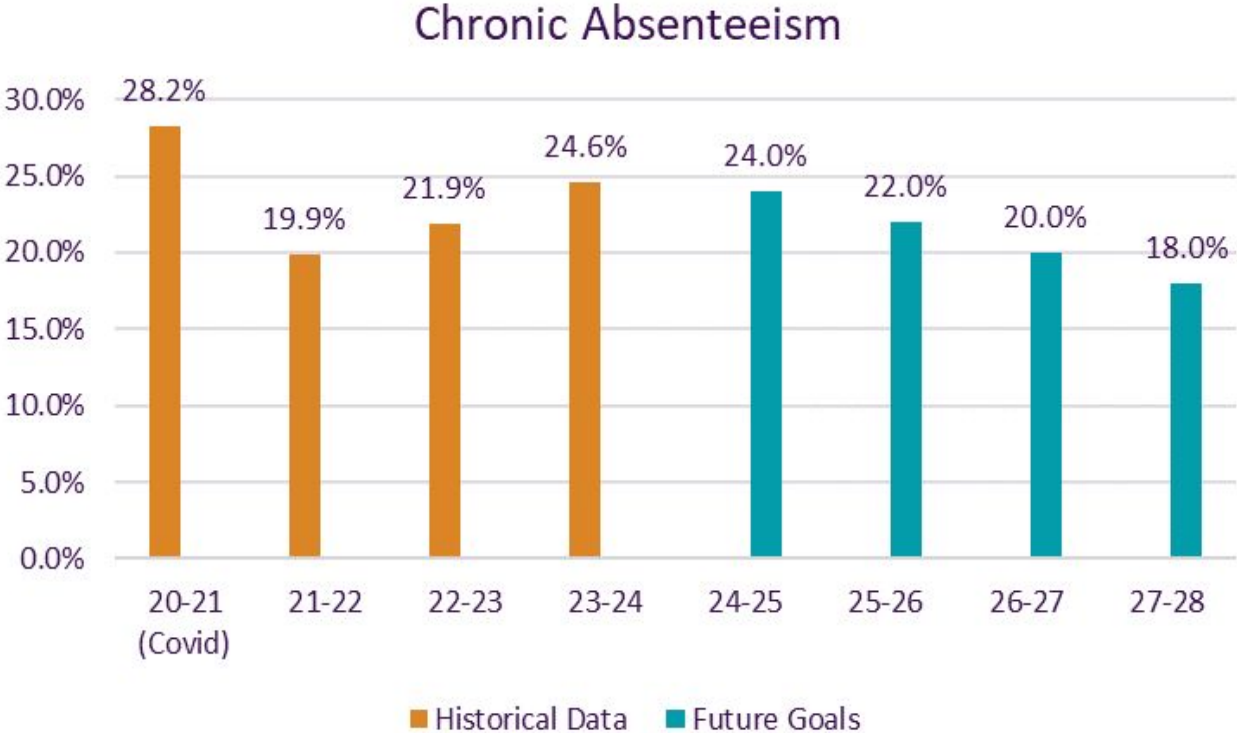
# How will we measure success?

## Key Performance Indicators

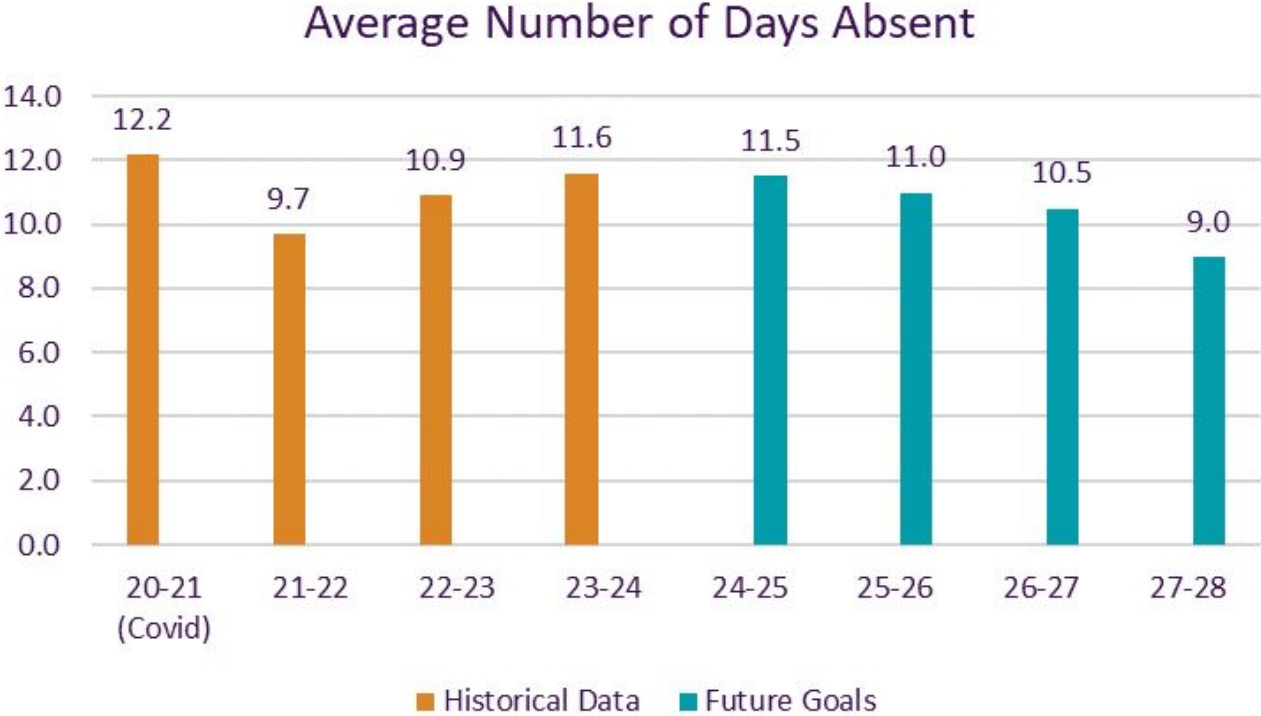
- Reduce the average number of days absent for all students by two days per student.
- Reduce the percent of chronically absent students by 5 percentage points.



# Chronic Absenteeism KPI



# Number of Days Absent KPI



# Key Endeavors: Attendance

## What work will we perform to reach our goals?

- Conduct outreach on attendance, identifying school systems in need of support from community and safety net organizations.
- Provide onsite training and support to child welfare and attendance (CWA) staff on utilizing data and ensuring students are in school.
- Provide onsite support visits to schools, tracking effectiveness of implementation of attendance plans.
- Provide training and ongoing support to data managers and/or school level attendance personnel on attendance reporting, ensuring accurate attendance data is collected, entered, and updated daily.

# Best Practices for Attendance Improvement

- Develop clear, compassionate attendance policies
- Create early warning systems
- Implement tiered intervention strategies
- Maintain consistent communication
- Recognize and celebrate good attendance
- Provide holistic support to students and families





# Attendance Teams and Action Planning Workbook

- Adjust the thought process surrounding attendance by understanding barriers and critically examining how to better support students and families.
- Address chronic absenteeism and the needs of students and families through multi-tiered systems of support (MTSS).
- Encourage the use of resources and data that support good student attendance practices, as well as adoption of MTSS that will address underlying student issues that cause chronic absenteeism.

# Districts with Schools in Lowest Attendance Quartile

Assumption Parish

Lafayette Parish

St. Landry Parish

Bossier Parish

Morehouse Parish

Tangipahoa Parish

Caddo Parish

Natchitoches Parish

Tensas Parish

Calcasieu Parish

Orleans Parish

Terrebonne Parish

Catahoula Parish

Ouachita Parish

Vermillion Parish

City of Monroe School District

Plaquemines Parish


Vernon Parish

East Baton Rouge Parish

Pointe Coupee Parish

Jefferson Parish

St. John the Baptist Parish



# Charters in Lowest Attendance Quartile

Community Academies of New Orleans

Crescent City Schools

Dwight D. Eisenhower Charter School

Educators for Quality Alternatives

Institute for Academic Excellence

JCFA Lafayette

JCFA-East

Knowledge is Power Program (KIPP) N.O.

McDonogh 35 Senior High School

Pierre A. Capdau S.T.E.A.M. School

Prescott K-8 Academy

Redesign Schools Louisiana

ReNEW-Reinventing Education Inc.

Special School District

Thrive Academy

Walter L. Cohen High School



# Funding Attendance Initiatives\*

Funding Source	Initiative(s)
Education Excellence Fund (EEF)	PBIS Activities/Incentives
21st Century Funding	Electronic Reminders/Nudges
Title I (Title I schools only)	Salaries & Benefits (Attendance Support Team) and PBIS
Title IV (Safe and Healthy School Program Objective)	School Climate Initiatives
Title IV Set-aside	

\*These lists are to provide examples and are not exhaustive.

